


External audible and visual alarm (wire 5m)



External control box (cable 4m)



External audible and visual cordless alarm



Smart box (available soon) SANICUBIC 2 PRO



NEW 2018
Easy access

SANICUBIC® 2 Classic - 2 Pro

SANICUBIC® 2 is a high performance grinding pump for residential and commercial applications. The two separate, load balanced pumps with high performance grinding systems operate alternately. In the event of inflow overload, both motors run at the same time.

TECHNICAL DATA

Pump type	GRINDER
Maximum flow rate	13 m ³ /h
Shut-off head (Q=0 m ³ /h)	13,50 m
IP rating	IP 68
Tank volume	45 L
Useful volume	17,5 L
Discharge pipe diameter	Ø ext. 50 mm
Inlets diameter	1 inlet Ø ext. 40/50 mm 4 inlets Ø ext. 40/50/100/110 mm
Vent diameter	Ø ext. 50 mm
Low inlets height	140 mm
Maximum admissible waste water temperature	70°C (max 5 min)
Activation method	Pressure switch, circuit board
Level activation ON-OFF (compared to ground level)	ON: 145 mm +/- 15 mm OFF: 60 mm
Alarm activation level (compared to ground level)	210 mm +/- 15 mm
Weight	
SANICUBIC 2 Classic	37 kg
SANICUBIC 2 Pro	36 kg
Non-return valve included	

VERTICAL DISCHARGE:
↑ 11 m
Ø ext. 50 mm



MOTOR DATA

Motor	2
Electrical power supply	Single-phase 220-240 V / 50-60 Hz
Electrical power rating	2 x 1500 W
Maximum current input	13 A
Electrical class	I
Thermally protected	
Oil-filled	

MATERIALS

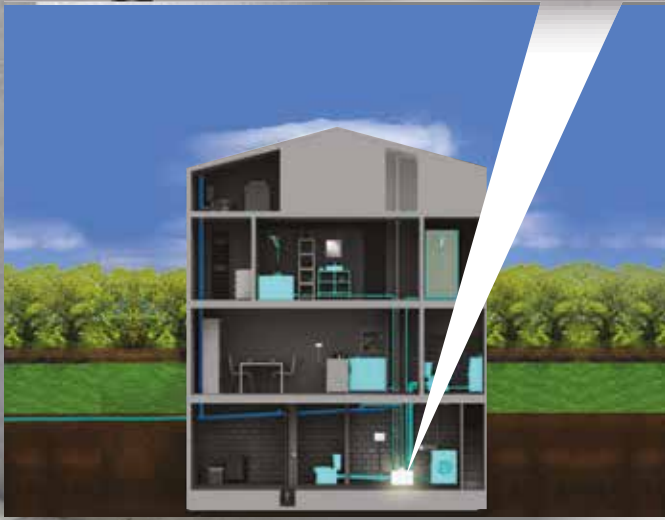
Motor body	Polyamide
Bottom of the pump	Polyamide
Turbine	PA6
Motor shaft	Stainless steel
O-ring	Nitrile
Sealing ring	Nitrile

CONTROL BOX

External control box included	
Protection class	IPX4
Cable length	4 m

ALARM BOX


External audible and visual alarm box	
Sanicubic 2 Classic	Wire length 5 m
Sanicubic 2 Pro	HF alarm
Protection class	IP 20
Can be connected to a Building Management System (BMS)	



SANICUBIC® 2 Classic and SANICUBIC® 2 Pro lifting stations for home and commercial uses.

Ideal for busy commercial situations where business continuity is important.

IP 68 rated.



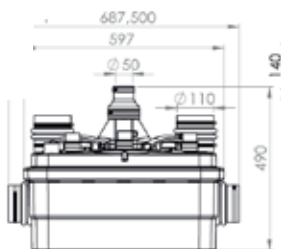
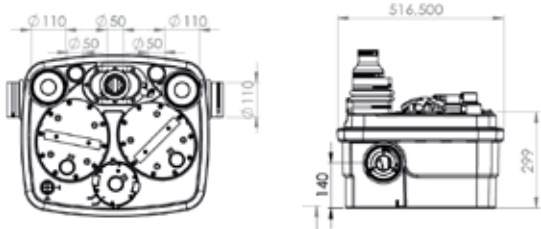
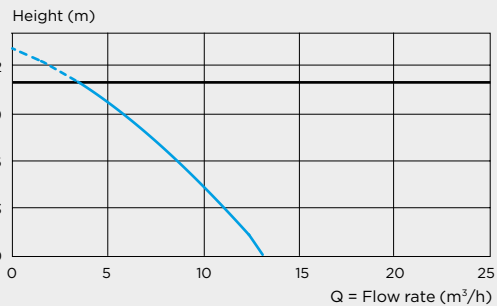
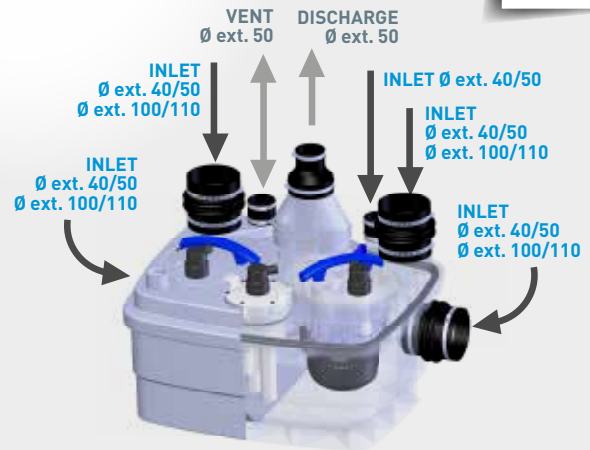
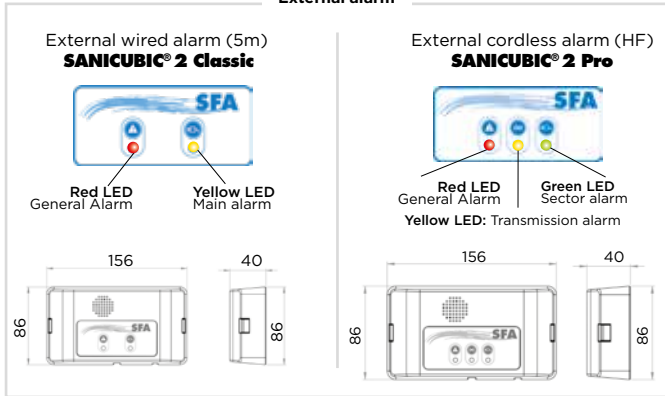
Grease trap recommended

11 m
↑

External control box



External alarm



Sanicubic's performance for 2 flats (4 to 6 residents)
Estimated flow rate = 5 m³/h -
Exterior waste pipe diameter : 50 mm

Vertical discharge in m	Horizontal discharge in m (PVC pipes)										
	10	15	20	25	30	35	40	45	50	55	60
1											
2											
3											
4											
5											
6											
7											
8											
9											
10											